



Well Check Book

FOR
DETERMINATION OF
WATER WELL CAPACITY

© cleanwells® 1999

Well Construction Data

Well name:

Location: Country:

Year of construction:Drilling method:

NN-altitude of terrain (mean sea level): NN +/- m

NN-altitude of well head: NN +/- m

Well depth [m under well head / terrain]: m

Installation depth [m under well head]: m

Well diameter [mm]: from.....to..... [mm]

from.....to..... [mm]

from.....to..... [mm]

Material of well screen:

Material of well casing:

Length of well screens: from.....to..... [m]

from.....to..... [m]

Diameter of screen: [mm]

Diameter of well casing: [mm]

Gravel pack / grain size:

Clay- / cement blocking: from..... to..... [m u. measuring point]

von..... bis..... [m u. measuring point]


von..... bis..... [m u. measuring point]

Resistance screen in gravel pack: yes no

Location of well screen: from..... to..... [m u. measuring point]

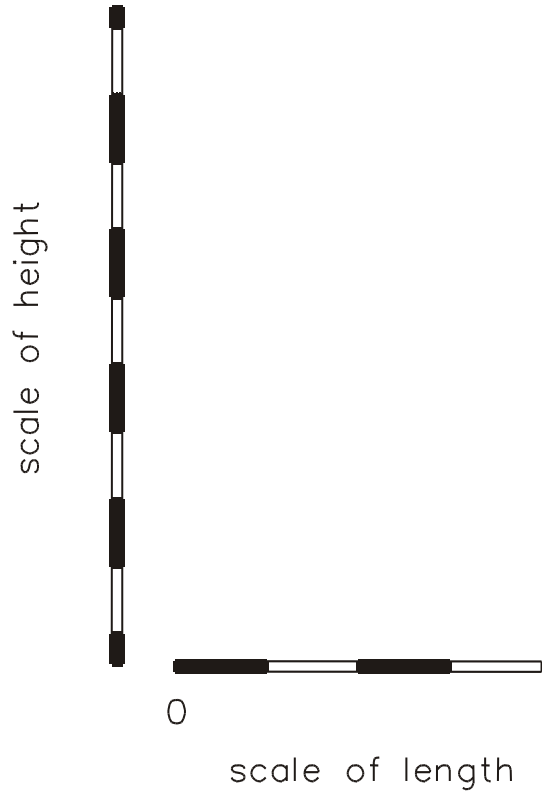
Please attach a technical drawing of well design if possible. Thank you!

Geological sequence of well borehole



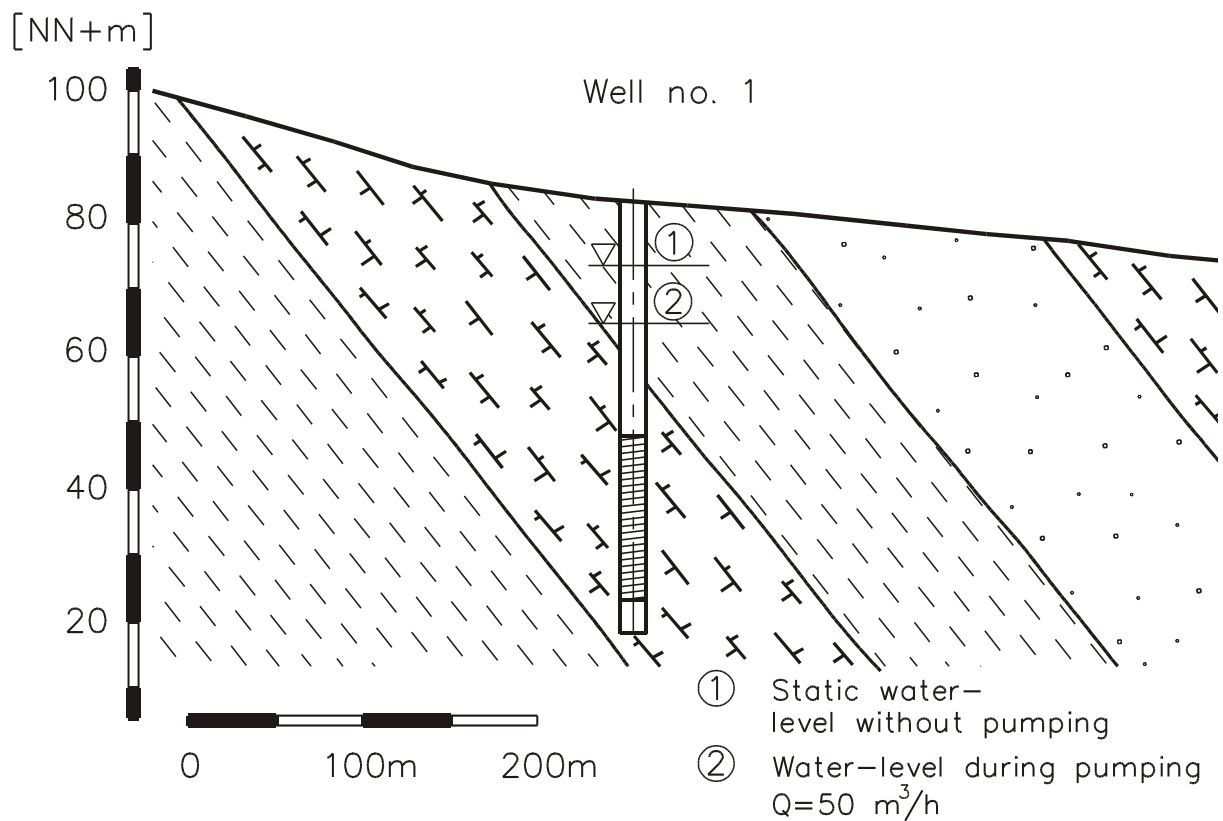
Geological section through the well site

[NN+m] or [msl]

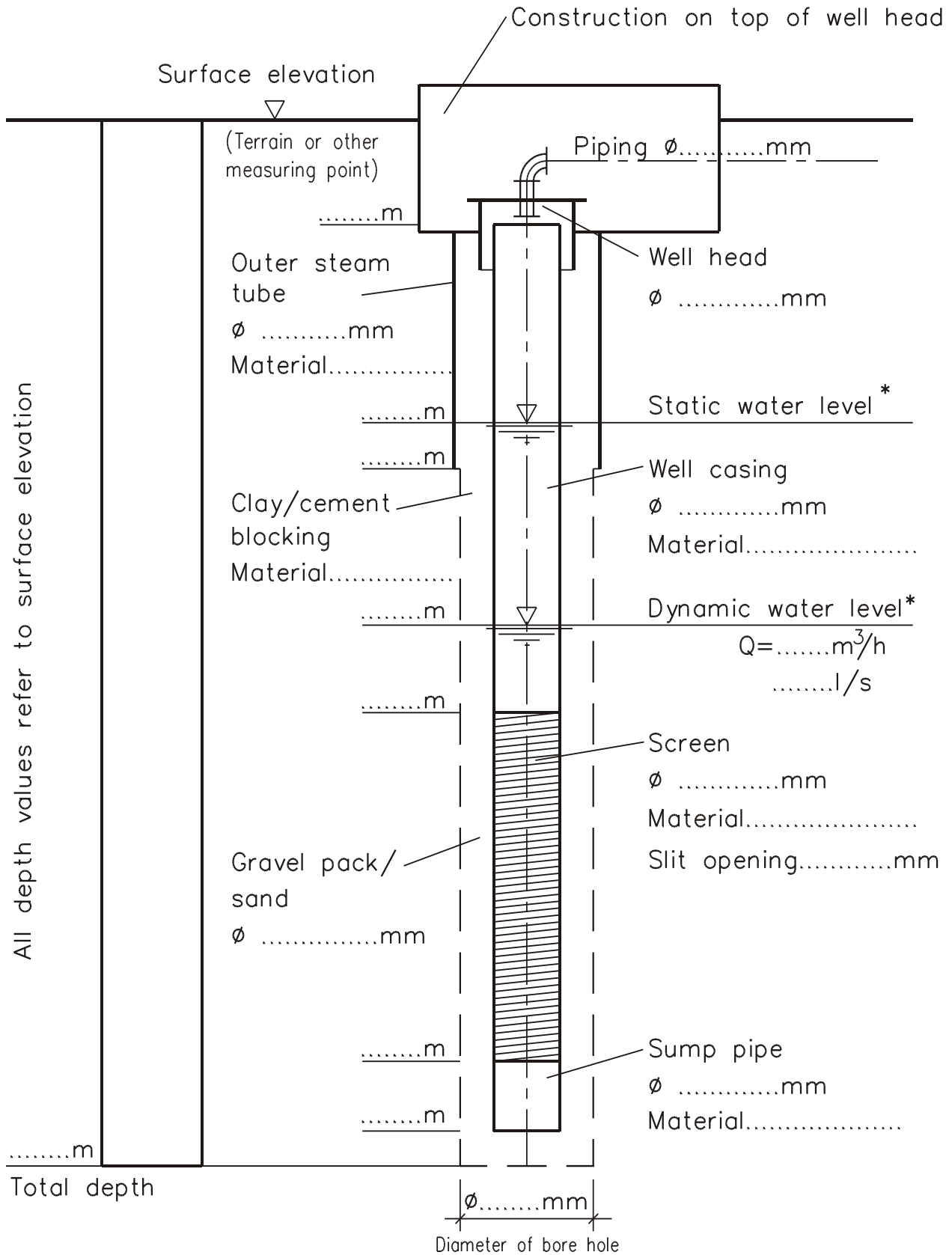


NN+m refers to mean sea level (msl)

Example of geological section

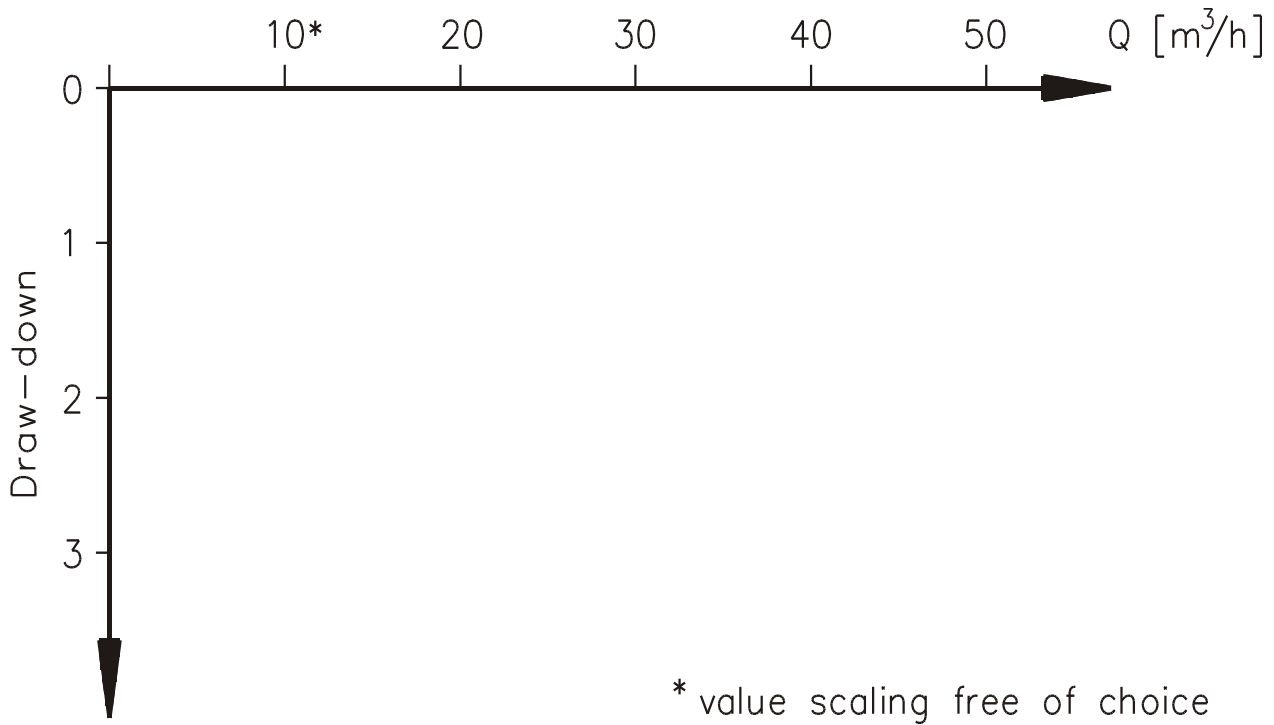


Water well design and geological section

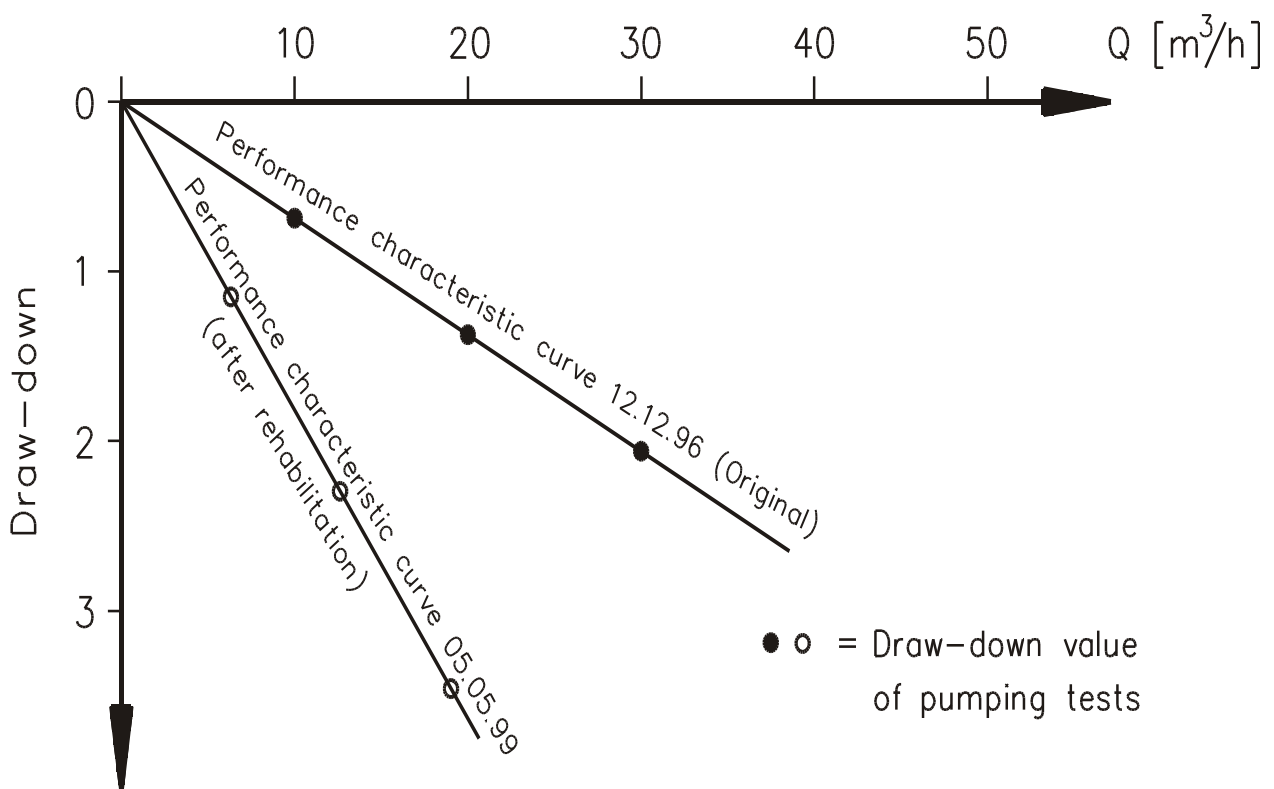


* Draw-down = static water level (SWL) - dynamic water level (DWL) after at least 2 hours of pumping

Well performance



Example of well performance



Ground water quality

Water temperature: °C

Original water quality: (Date:)		Present water quality: (Date:)	
Na	mg/l
K	mg/l
Mg	mg/l
Ca	mg/l
Fe _{total}	mg/l
Mn	mg/l
Cl	mg/l
SO ₄	mg/l
NO ₃	mg/l
NO ₂	mg/l
NH ₄	mg/l
Conductivity	µs/cm
Total hardness	°dH
Carbonate hardness	°dH
O ₂	mg/l

Data and previous actions of well rehabilitation

Previous well rehabilitations:

Date	Method	Chemical Products
1.
2.
3.
4.

Development of well performance:

Q after 1. rehabilitation: m ³ /h	Draw-down: m
Q after 2. rehabilitation: m ³ /h	Draw-down: m
Q after 3. rehabilitation: m ³ /h	Draw-down: m
Q after 4. rehabilitation: m ³ /h	Draw-down: m

Further details concerning the methods and chemical products*
used for maintenance, regular care and rehabilitation of your wells:

.....

.....

.....

.....

.....

.....

.....

.....

.....

.....

.....

.....

.....

.....

.....

.....

.....

.....

.....

.....

.....

.....

.....

.....

.....

.....

.....

.....

* Please inform us about successful as well as less successful rehabilitations which have been carried out in the past.

Data of well performance

Original static

water level:[m under measuring point; e.g. well head]

Original dynamic

water level:

at Q_1[m³/h].....[m under measuring point; e.g. well head]

at Q_2[m³/h].....[m under measuring point; e.g. well head]

at Q_3[m³/h].....[m under measuring point; e.g. well head]

Present static water level (Date:)

.....[m under measuring point; e.g. well head]

Present dynamic water level (Date:)

at Q_1[m³/h].....[m under measuring point; e.g. well head]

at Q_2[m³/h].....[m under measuring point; e.g. well head]

at Q_3[m³/h].....[m under measuring point; e.g. well head]

Well pump:

Year of installation:.....

Brand:.....

Model:.....

Capacity:.....[kW]

Q_{max} :.....[m³/h] at height..... [m]

Diameter of rising pipe: [mm]

Material:

Type of connection:.....

Power supply:.....[Volt].....[Ampere]

Literature and other technical and scientific sources of information

Please name us the sources of information which you find valuable in respect of well construction, maintenance and rehabilitation (e.g. companies, magazines, books, experts, consultants, associations etc.)

1. Well construction:

.....

.....

.....

.....

.....

.....

2. Rehabilitation:

.....

.....

.....

.....

.....

.....

3. Maintenance and well care:

.....

.....

.....

.....

.....

.....